



東華學院
TUNG WAH COLLEGE


flywire

Payer Guide



Step 1: Access the payment portal and start a payment

- You will be redirected to a Flywire designated page once you click to settle your bill.
- Choose your payment originating country (**where the bank account or card issuing**) from the dropdown menu.
- Payment amount might be pre-filled and uneditable
- Click 'Next' to continue.



東華學院
TUNG WAH COLLEGE

Help Log in English ▾

Your payment

The payment will come from


Country or region *
Singapore ▾

Tung Wah College - Admission receives

HK\$	Amount * 50,000.00
------	-----------------------

Amount will be formatted in the destination currency, in this case Hong Kong Dollars. i.e. 10,000.00 for ten thousand HKD.

Next →



東華學院
TUNG WAH COLLEGE

Help Log in English ▾

Your payment

The payment will come from

Country or region *
Singapore ▾

Tung Wah College - Current Student receives

HK\$	Amount * 50,000.00
------	-----------------------

Amount will be formatted in the destination currency, in this case Hong Kong Dollars. i.e. 10,000.00 for ten thousand HKD.

Next →



Step 2: Select your payment method


Based on your country selection, Flywire will automatically display your local currency rate with the appropriate payment options, such as traditional bank transfer or debit/credit card payment, and other online options.


- Traditional bank transfer (also known as a wire) is the most cost-effective method. Please note that to complete the payment you will need to make arrangements with your bank (in person, online/mobile, or over the phone) and send your funds to Flywire in your chosen currency.
- Debit/credit card will allow you to make an online payment in your home currency. Contrary to a traditional international credit card payment, Flywire handles the foreign exchange so you will know the exact amount that will be deducted from your account before you make your payment. Please note that credit card payments are not available in every country.


Flywire will then convert your currency and pay your institution.


Select your preferred payment method


 **Best Price Guaranteed** Subject to terms and conditions 



 Bank Transfer in Singapore Dollar (SGD) (Supports PayNow)
S\$8,704.00 [Select](#)


Supports: 


 Unionpay Credit Card in SGD
S\$8,740.00 [Select](#)

 American Express in SGD
S\$8,896.00 [Select](#)

Supports: 

 [Important info](#) 

 **VISA** Debit/Credit in SGD
S\$8,919.00 [Select](#)

Supports: 

Step 3: Enter the payer's information

- Complete the payer's (**Card/bank account holder**) details and contact information.
- Ensure all information is correct before clicking 'Next' to confirm the booking.

Payer information

i Please provide the details of the person whose card/bank account will be used to pay.

(*) required field

<input type="text" value="Email *"/> test@gmail.com	<input type="text" value="First name *"/> San
<input type="text" value="Middle name"/>	<input type="text" value="Family name *"/> Zhang
<input type="text" value="Address 1 *"/> 141 Tremont St	<input type="text" value="Address 2"/>
<input type="text" value="City *"/> Boston	<input type="text" value="State / Province / Region *"/> Massachusetts ▼
<input type="text" value="Zip code / Postal Code"/>	<input style="width: 50px;" type="text" value="+1 ▼"/> <input type="text" value="Phone number *"/>

[← Previous](#)[Next →](#)

Step 4: Enter the student's information

- Enter all details as requested by the institution .
- Click 'Next' to continue.

(*) required field

Student Information

<input type="text" value="Student ID *"/>	<input type="text" value="Bill Number *"/>
<input type="text" value="First Name *"/>	<input type="text" value="Last Name *"/>
<input type="text" value="Student Email Address *"/>	

Step 5: For bank transfers payments

- Payments from certain countries may be required for additional documentation such as personal ID, tuition bill or invoice during this process.
- Once your documentation is verified, your specific payment instructions will be automatically displayed.

You send to Flywire **S\$8,583.00**


Tung Wah College 東華學院 DEMO receives **HK\$50,000.00**

Flywire is waiting to receive your funds.

Now, you need to make a bank transfer from your bank account to ours no later than April 21, 2025

How can I complete my bank transfer?
You will need to complete your bank transfer outside of Flywire's platform via online banking, telephone transfer or by visiting your local bank branch in person. [More info](#)

Make a payment using PayNow "Scan to Pay"



Add this payment to your Flywire account

[Add payment](#)

[Log in or Sign up to manage your payment:](#)

- [Edit payment details](#)
- [SMS notifications](#)
- [Cancel payment](#)
- [Download payment receipt](#)

Your payment receipt will be available for download after the payment is complete.




Step 5: For credit card payments

- Enter your card number, name, expiry date, and security code.
- Enter your information within **15 minutes** to avoid your session timing out.
- Click 'Pay' to complete your payment.

Please initiate your payment of **S\$8,553.00** no later than your [Flywire due date](#) of **April 18, 2025**.


Status ● **Payment pending** Payment ID **TWC349989459** ?

You send to Flywire **S\$8,553.00** Tung Wah College 東華學院 DEMO receives **HK\$50,000.00**


Flywire is waiting to receive your funds.


Payment details


<input type="text" value="Cardholder's first name"/>	<input type="text" value="Cardholder's family name"/>	
<input data-bbox="170 1270 625 1333" type="text" value="Card number"/> 	<input type="text" value="Expiry date (MM/YY)"/>	<input data-bbox="933 1270 1104 1333" type="text" value="CVV"/> ?
<input type="checkbox"/> Save card for future payments		


PAY

Add this payment to your Flywire account

 [Log in or Sign up to manage your payment:](#)

 [Edit payment details](#)

 [SMS notifications](#)

 [Cancel payment](#)

Track your payment

Payment tracking is available at flywire.com or through Flywire's tracking link. Log in to check the status of your payment and receive email notifications or opt into SMS text message alerts.

Need help?

Support Email: support@flywire.com

Online Chat: flywire.com/help

Call

Hong Kong SAR +852 3001 1165

Singapore +65 3138 6191

Malaysia +60 18 008 10611

Indonesia +62 21 29223064

Thailand +66 60 003 5979

Japan +81 5 0180 74338

Vietnam +84 24 4458 175

Australia +61 2 8311 4772

New Zealand +64 8 004 47163

UK +44 20 39 624 308

US (Toll free) +1 800 346 9252

Mainland China (Toll free) +86 400 006 7175

Korea (Toll free & domestic only) 070 8028 5301

India (Toll free & domestic only) 000 800 4430 048