


# 紫外線除菌機



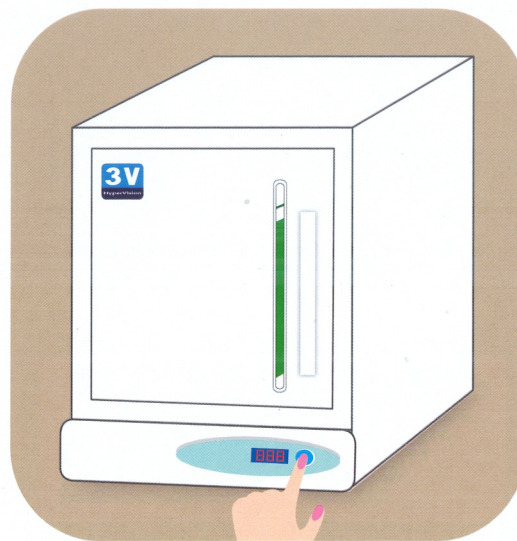
操作 1 2 3

## Sterilizer for Books



1. 開門放書呈V字型

Please place books **vertically** and form a V shape with another book.



2. 按鈕除菌(約40秒)

Please press the button to start sterilization process (Approximately 40 seconds).



3. 取書後關門

Please close the door after taking out the sterilized books.


請勿置入圖書以外或可能洩水之物品

Do not place any item possibly leaking water or others except books.



# 歡迎使用 圖書紫外線除菌機

## Sterilizer for Books



門開自動亮燈為**LED**安全照明輔助，並非紫外線UV-C。

Note: LED is auxiliary lighting automatically while opening the door, not ultraviolet

請依圖示將書本**兩兩相依**，略呈**V**字型擺置，讓書籍充分接受**紫外線直射**，才可以有效除菌。

Put each books dependently and slightly V-shaped on the left shown that the full cover of direct ultraviolet light is more effective sterilization

連續操作 continual	<b>040</b> SEC	間隔 3 分 Interval 3 mins	<b>046</b> SEC
間隔 1 分 Interval 1min	<b>042</b> SEC	間隔 4 分 Interval 4 mins	<b>048</b> SEC
間隔 2 分 Interval 2 mins	<b>044</b> SEC	間隔 5 分 (含以上) Over 5mins	<b>050</b> SEC



本機可自動判斷增加**暖機**所需時間，每位讀者除菌秒數不盡相同(如左圖)，請安心使用。

The warm-up time can be increased automatically by different requirements, please feel free and secure

本機為**書籍除菌專用**，嚴禁置入任何**潮濕**或**可能淌水**之物件。

The machine for Book sterilization only,  
Object to anything with wet stuffs.